

Realize the Industrial Internet of Things in minutes
No matter where your field equipment is located, just connect it to a Netbiter gateway and you will be able to access it online in a regular web browser. The plug-and-play functionality makes it possible to perform large-scale installations within minutes.



Connectivity to the device/machine

Netbiter EC300-series gateways connect to field equipment via several connection methods: Serial RS-232/485 Modbus RTU, Modbus-TCP or EtherNet/IP, CAN J1939, SNMP. On-board I/O ports allow sensors and additional equipment to be connected.

Two communication methods: Ethernet and cellular

Netbiter EC comes in two versions: EC310 sends data via Ethernet only, while EC350 and EC360 can use both Ethernet and cellular communication.

Cloud services through Argos™

The gateways interface with the cloud-based Argos service via the cellular network or Ethernet. By logging into www.netbiter.net, you can access and visualize equipment data online and get alarms via email or SMS whenever certain thresholds are reached.

Configure and operate machinery remotely

The powerful feature Remote Access allows you to open up a secure connection to remote machinery and program it remotely. For example, with a Netbiter gateway connected to your PLC, you can do debugging or re-programming remotely from your PC, using your regular configuration software.

Highlights




- Netbiter gateways connect to field equipment in order to send data to the Netbiter Argos™ data center
- Data is sent securely via the cellular network or via Ethernet
- No need for public and fixed IP addresses, VPN tunnels and expensive M2M-specific SIM cards

Typical Applications

- Power generators
- Telecom base stations
- Building HVAC systems
- Industrial machinery
- Tank monitoring
- Pump stations
- Renewable energy
- Security and geofencing



Technical Specifications

			
Name	Netbiter EC310	Netbiter EC350	Netbiter EC360
Connection to Argos	Ethernet only	Ethernet and 3G/GSM/GPRS	Ethernet and 4G/3G or GSM/GPRS/GPS
Order code	NB1007-C	NB1005-C	NB1022 (EU) NB1023 (NA)
Ethernet	10/100 Mbit/s	10/100 Mbit/s	
3G/GSM/GPRS	-	3G: Five Band UMTS/HSPA+ (WCDMA/FDD) (850/800, 900, 1900 and 2100 MHz) GPRS: Quad-Band GPRS Class 12 (850/900/1800/1900 MHz)-	For NB1022 4G: Bands 20, 8, 3, 7, 1 3G: Bands 8, 3, 1 GPRS: 900, 1800 MHz For NB1023 4G: Bands 17, 5, 4, 2 3G: Bands 5, 4, 2 GPRS: 850, 900, 1800, 1900 MHz
Antenna connector	-	SMA female	SMA female***
Relay output (max 24 V, AC/DC, 1A)	1	1	1
Digital inputs	2 (Dry contact)	2 (Dry contact)	2 (Dry contact)
Analog inputs (PT100, 0-10 V or 0-20 mA)	4, all supporting 0-10 V or 0-20 mA and 2 supporting PT100	4, all supporting 0-10 V or 0-20 mA and 2 supporting PT100	4, all supporting 0-10 V or 0-20 mA and 2 supporting PT100
Serial port #1	RS-232, 1,2 kbit/s to 115,2 kbit/s	RS-232, 1,2 kbit/s to 115,2 kbit/s	RS-232, 1,2 kbit/s to 115,2 kbit/s
Serial port #2	RS-485, 1,2 kbit/s to 115,2 kbit/s	RS-485, 1,2 kbit/s to 115,2 kbit/s	RS-485, 1,2 kbit/s to 115,2 kbit/s
GPS	-	Built-in (antenna** via SMA female)	Built-in (antenna** via SMA female)
Protocols	Modbus-RTU, Modbus TCP, EtherNet/IP, J1939	Modbus-RTU, Modbus TCP, EtherNet/IP, J1939	Modbus-RTU, Modbus TCP, EtherNet/IP, J1939, SNMP
Modbus RTU to TCP conversion	YES	YES	YES
Proxy support	SOCKS/WEB	SOCKS/WEB	SOCKS/WEB
Wall mounting / DIN rail*	YES/YES	YES/YES	YES/YES
Mechanical dimensions (L•W•H)	92 x 135 x 27 mm	92 x 135 x 27 mm	92 x 135 x 27 mm
Operating temperature	-40 to +65 °C	-40 to +65 °C	-40 to +65 °C
Power supply	9-32 VDC	9-32 VDC	9-32 VDC
Power consumption (max at 24 Vdc)	2.5 W	4.5 W	2.5W
Model name for certifications	NB301B	NB301A	NB302E (EU) NB302U (NA)
Certifications	CE, CULUS, RCM	CE, CULUS, JATE, Telec, RCM, FCC, IC, PTCRB	CE, CULUS, FCC, IC, PTCRB
Housing	Metal	Metal	Metal
Remote access functionality	YES	YES	YES

*with DIN rail mounting kit **not included

***antenna not included

