

HAUG Ionization - for the elimination of electrostatic charges



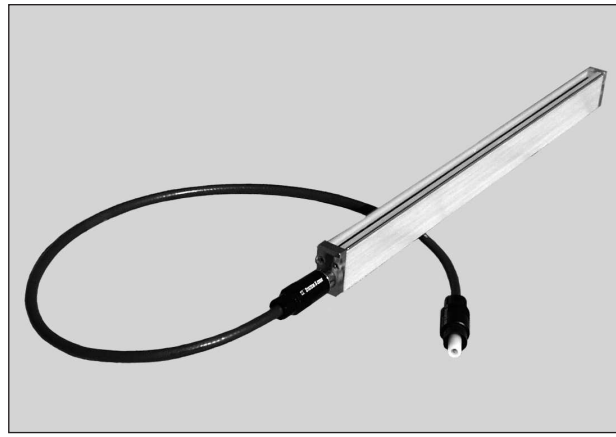
HAUG Ionization systems

are intended to eliminate electrostatic charges. On different material webs, interfering electrostatic charges may form, disturbing production processes and bonding dust particles and other quality-reducing substances to the materials. HAUG has been engaging in research, development and production for 50 years to solve these problems. All industries where materials with low electric conductivity are processed are affected.

EI W

The ionizing bar **EI W** (photo) is a new development combining the highest output with excellent mechanical stability. At the same time, the modular design of the system ensures a high degree of flexibility and serviceability.

The **EI W** eliminates disturbing electrostatic charges at twice the rate of the previously most powerful ionizing bar. This ensures a high level of effectiveness and reliability even with fast-running machines and high electrostatic charges. The modular design of the **EI W** allows straightforward and fast replacement of the ionizing pins. Stainless steel pins are used as standard (photo 2). For special applications such as the use of the **EI W** in semiconductor manufacturing, ionizing pins made of silicon are also available (photo 3).



EI W

HAUG ionization systems

consist of the following components (ill. 1)

- a power pack with integrated high-voltage transformer and
- one or several connected ionizing units, such as the ionizing bar **EI W**, which are supplied by the power pack with a voltage of 7-8 kV.

ill. 1

EI W

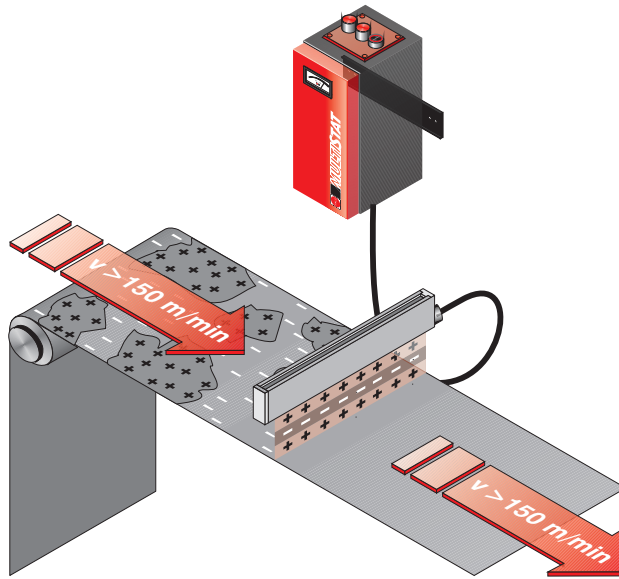

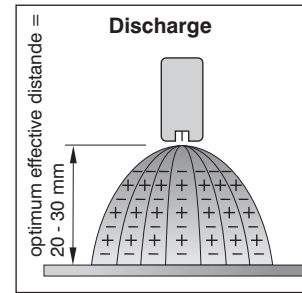


photo 1



ill. 2



Special properties and benefits

- **Service-friendly:** The HAUG ionizing bar **EI W** consists of individual modules; each part is exchangeable. The high-voltage cable can be extended, shortened or replaced.
- **Further reaching:** The increased output means that the ionizing bar **EI W** can be installed further away from the material, if required.
- **Process compatibility:** The material of the ionizing pins can be selected specific to the application. In semiconductor manufacturing, for example, the risk of contamination can be reduced by using ionizing pins made of silicone.

Industries

- **Plastic processing industry:** film processing, packaging machines, film extruders, etc.
- **Textile industry:** weaving mills and spinning mills, textile finishing, etc.
- **Graphic industry:** screen and pad printing machines, photo and film processing machines, folding machines, etc.
- **Paint shops:** automotive painting, painting of plastic parts, etc.
- **Electronic production:** insertion of electronic components in circuit boards, production of semiconductor components, production of semiconductors.

HAUG GmbH & Co. KG

Friedrich-List-Str. 18
D-70771 Leinf.-Echterdingen
Phone: +49 711 / 94 98-0
Telefax: +49 711 / 94 98-298

Germany

www.haug.de
E-mail: info@haug.de

HAUG Biel AG

Johann-Renfer-Str. 60
CH-2500 Biel-Bienne 6
Phone: +41 32 / 344 96 96
Telefax: +41 32 / 344 96 97

Switzerland


www.haug-ionisation.com
E-mail: info@haug-biel.ch

Static Line - Ionizing bar EI W





photo 2



Ionizing pins made of stainless-steel

photo 3



Ionizing pins made of silicon

EI W

Technical data EI W

Type: **EI W** Order-No.: 03.9011.000
 resistance-coupled,
 with axial cable outgoing
 HV-cable Order-No.: 02.8522.000

Dimensions: 25 x 45 mm (W x H)

Length: 80 mm – 2000 mm

Operating temperature: +5 °C to +45 °C

Storage/transport temperature: -15 °C to +60 °C

Optimum effective distance: 20 – 30 mm (ill. 2)

Effective length: bar length - 60 mm

Smallest bending radius (cable): R 50

Subject to technical changes!

Accessories

Bar holder Order-No.: X-0423

Suitable power packs

Connectable lengths (ionizing unit incl. high-voltage cable):

EN SL max. 5 m

EN SL LC / EN SL RLC max. 10 m

EN 8 / EN 8 LC max. 18 m

Multistat max. 18 m

EN 70 / EN 70 LC max. 2 x 18 m

